

### Specification

Nominal Voltage	12V	
Nominal Capacity(20HR)	130.0AH	
Dimension	Length	345±3mm (13.58 inches)
	Width	172±2mm (6.77 inches)
	Container Height	274±3mm (10.79 inches)
	Total Height (with Terminal)	280±3mm (11.02 inches)
Approx Weight	Approx 47.3 kg (104.3lbs)	
Terminal	T11	
Container Material	ABS	
Rated Capacity	130.0 AH/6.5A	(20hr, 1.80V/cell, 25°C/77°F)
	121.0 AH/12.1A	(10hr, 1.75V/cell, 25°C/77°F)
	104.0 A H/20.8A	(5hr, 1.75V/cell, 25°C/77°F)
	90.6 AH/30.2A	(3hr, 1.75V/cell, 25°C/77°F)
	71.5 AH/71.5A	(1hr, 1.67V/cell, 25°C/77°F)
Max. Discharge Current	1170A (5s)	
Internal Resistance	Approx 4.5mΩ	
Operating Temp. Range	Discharge	-20~55°C (-4~131°F)
	Charge	0~40°C (32~104°F)
	Storage	-20~50°C (-4~122°F)
Nominal Operating Temp. Range	25±3°C (77±5°F)	
Cycle Use	Initial Charging Current less than 12A.	
	Voltage 14.1V~14.4V (14.1V is optimum) at 25°C(77°F).	
Standby Use	No limit on Initial Charging Current .Voltage 13.5V~13.8V (13.5V is optimum) at 25°C(77°F) . Coefficient -18mV/°C	
	40°C (104°F)	103%
Capacity affected by Temperature	25°C (77°F)	100%
	0°C (32°F)	86%
	GEL series batteries may be stored for up to 9 months at 25°C(77°F) and then a freshening charge is required. For higher temperatures the time interval will be shorter.	
Self Discharge		



### Applications

- ◆ Telecommunications
- ◆ Solar system
- ◆ Wind power system
- ◆ Engine starting
- ◆ Wheelchair
- ◆ Floor cleaning machines
- ◆ Golf trolley
- ◆ Boats

### Constant Current Discharge (Amperes) at 25 °C (77°F)

F.V/Time	20min	30min	45min	1h	2h	3h	4h	5h	6h	7h	8h	9h	10h	20h
1.85V/cell	110.0	86.3	65.9	55.1	35.0	26.7	22.1	19.1	16.4	14.6	13.1	12.0	11.3	6.24
1.80V/cell	126.0	96.5	72.6	60.8	37.8	28.6	23.4	20.0	17.3	15.2	13.8	12.6	11.9	6.50
1.75V/cell	141.6	106.1	78.5	65.1	40.1	30.2	24.5	20.8	17.9	15.8	14.2	13.0	12.1	6.63
1.70V/cell	152.5	113.6	83.4	68.9	42.5	31.4	25.3	21.5	18.5	16.3	14.6	13.3	12.4	6.71
1.67V/cell	158.7	118.0	86.3	71.5	43.6	32.4	25.9	21.9	18.8	16.5	14.9	13.5	12.5	6.78
1.60V/cell	172.0	126.4	92.7	75.9	45.4	33.7	26.9	22.6	19.3	16.9	15.1	13.8	12.8	6.88

### Constant Power Discharge (Watts/cell) at 25 °C (77°F)

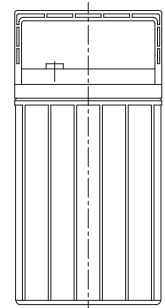
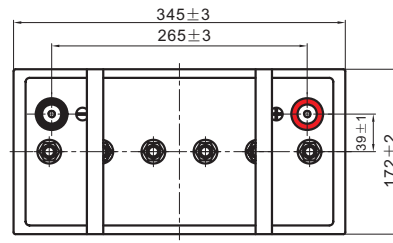
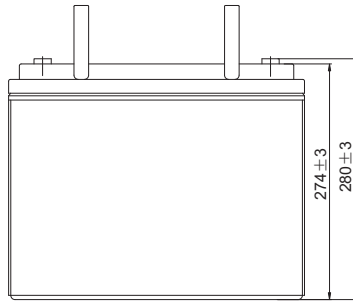
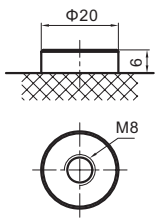
F.V/Time	20min	30min	45min	1h	2h	3h	4h	5h	6h	7h	8h	9h	10h	20h
1.85V/cell	210.5	166.3	127.7	107.3	68.3	52.2	43.4	37.6	32.6	28.9	26.1	23.9	22.6	12.5
1.80V/cell	238.0	184.1	139.8	117.8	73.6	55.7	45.8	39.4	34.1	30.2	27.3	25.1	23.6	13.0
1.75V/cell	264.5	200.7	150.1	125.5	77.8	58.8	47.9	40.8	35.2	31.2	28.1	25.8	24.0	13.2
1.70V/cell	281.8	213.0	158.2	132.0	82.0	61.0	49.3	41.9	36.3	32.1	28.9	26.5	24.6	13.4
1.67V/cell	290.0	219.0	162.7	136.2	83.7	62.7	50.4	42.7	36.8	32.5	29.3	26.7	24.8	13.5
1.60V/cell	310.8	232.2	173.4	143.9	86.7	64.9	52.1	43.9	37.6	33.1	29.7	27.3	25.3	13.6

Specifications subject to change without notice.

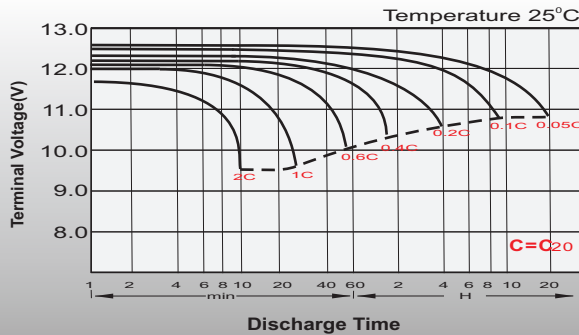
## Dimensions

### T11 Terminal

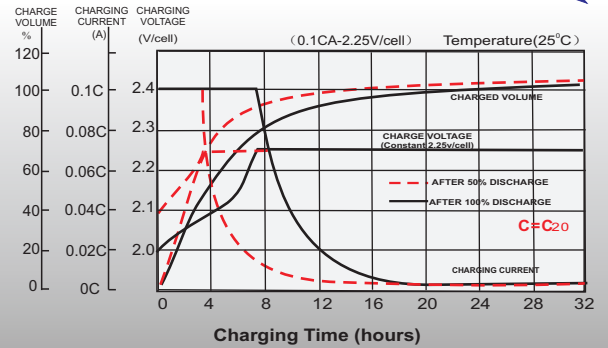
Unit: mm



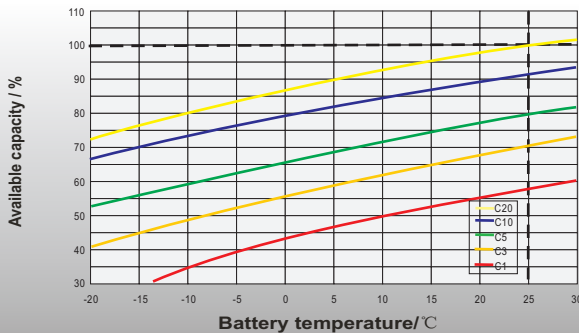
## Discharge Characteristics



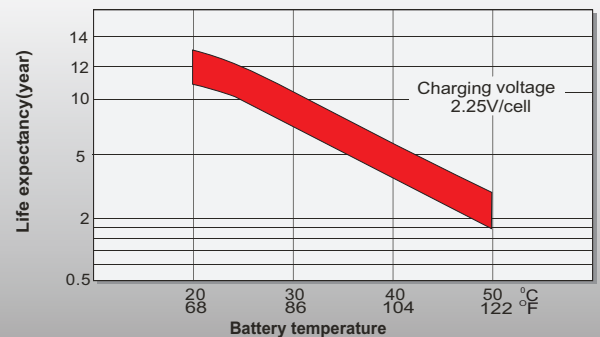
## Float Charging Characteristics



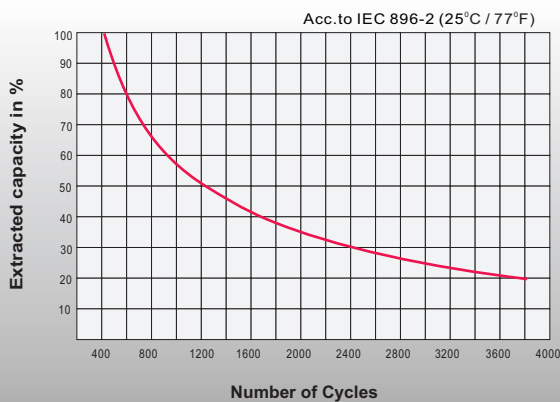
## Temperature Effects in Relation to Battery Capacity



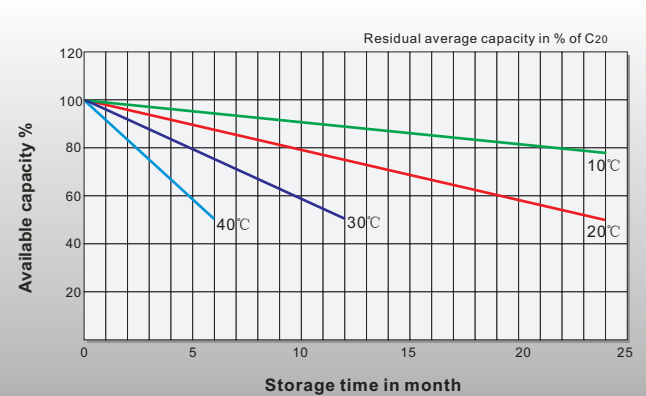
## Effect of Temperature on Long Term Float Life



## Cycle Life in Relation to Depth of Discharge



## General Relation of Capacity VS. Storage Time



## Sales Office

### Sweden

Cell tech AB,  
 Äggelundavägen 2, 175 12 Järfälla, Sweden  
 TEL: +41 8 445 7870  
 FAX: +41 8 445 7878  
 E-mail: order@celltech.se  
 www.celltech.se

### Finland and Baltic countries

Celltech oy  
 Höyläämötie 11A, 00380 Helsinki, Finland  
 TEL: +358 (0)207 999 140  
 FAX: +358 (0)207 999 141  
 E-mail: info@celltech.fi  
 www.celltech.fi

### Denmark

Celliech A/S  
 Lejrvej 25, 3500 Værløse Denmark  
 TEL: +45 7025 2201  
 FAX: +45 7025 2202  
 E-mail: info@celliech.dk  
 www.celliech.dk