


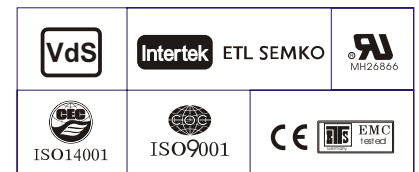
### Specification

Nominal Voltage	6V	
Nominal Capacity(20HR)	3.2AH	
Dimensions	Length	134 ± 2mm (5.28 inches)
	Width	34 ± 1mm (1.34 inches)
	Container Height	60 ± 1mm (2.36 inches)
	Total Height (with Terminal)	66 ± 1mm (2.60 inches)
Approx Weight	Approx 0.67 kg (1.48lbs)	
Terminal	T1	
Container Material	ABS	
Rated Capacity	3.20 AH/0.16A	(20hr, 1.80V/cell, 25°C/77°F)
	2.98 AH/0.298A	(10hr, 1.80V/cell, 25°C/77°F)
	2.69 AH/0.538A	(5hr, 1.75V/cell, 25°C/77°F)
	2.35 AH/0.783A	(3hr, 1.75V/cell, 25°C/77°F)
	1.97 AH/1.97A	(1hr, 1.60V/cell, 25°C/77°F)
Max. Discharge Current	48A (5s)	
Internal Resistance	Approx 28mΩ	
Operating Temp. Range	Discharge	-15 ~ 50°C (5 ~ 122°F)
	Charge	0 ~ 40°C (32 ~ 104°F)
	Storage	-15 ~ 40°C (5 ~ 104°F)
Nominal Operating Temp. Range	25 ± 3°C (77 ± 5°F)	
Cycle Use	Initial Charging Current less than 0.96A. Voltage 7.2V~7.5V at 25°C(77°F)Temp. Coefficient -15mV/°C	
	Standby Use No limit on Initial Charging Current Voltage 6.75V~6.9V at 25°C(77°F)Temp. Coefficient -10mV/°C	
Capacity affected by Temperature	40°C (104°F)	103%
	25°C (77°F)	100%
	0°C (32°F)	86%
Self Discharge	CT series batteries may be stored for up to 6 months at 25°C(77°F) and then a freshening charge is required. For higher temperatures the time interval will be shorter.	



### Applications

- ◆ All purpose
- ◆ Uninterruptable Power Supply (UPS)
- ◆ Electric Power System (EPS)
- ◆ Emergency backup power supply
- ◆ Emergency light
- ◆ Railway signal
- ◆ Aircraft signal
- ◆ Alarm and security system
- ◆ Electronic apparatus and equipment
- ◆ Communication power supply
- ◆ DC power supply
- ◆ Auto control system



### Constant Current Discharge (Amperes) at 25 °C (77°F)

F.V/Time	5min	10min	15min	20min	30min	45min	1h	2h	3h	4h	5h	6h	8h	10h	20h
1.85V/cell	5.94	4.29	3.58	3.06	2.46	1.89	1.55	0.944	0.719	0.591	0.502	0.435	0.345	0.287	0.158
1.80V/cell	7.55	5.11	4.10	3.47	2.72	2.06	1.66	1.00	0.756	0.622	0.524	0.454	0.358	0.298	0.160
1.75V/cell	8.95	5.78	4.52	3.77	2.91	2.19	1.75	1.05	0.783	0.641	0.538	0.465	0.368	0.303	0.162
1.70V/cell	10.2	6.45	4.97	4.08	3.09	2.30	1.84	1.09	0.809	0.657	0.551	0.476	0.374	0.308	0.164
1.65V/cell	11.2	6.97	5.31	4.36	3.26	2.40	1.90	1.12	0.829	0.670	0.563	0.485	0.380	0.313	0.167
1.60V/cell	12.1	7.51	5.70	4.65	3.42	2.50	1.97	1.16	0.849	0.687	0.575	0.495	0.388	0.318	0.168

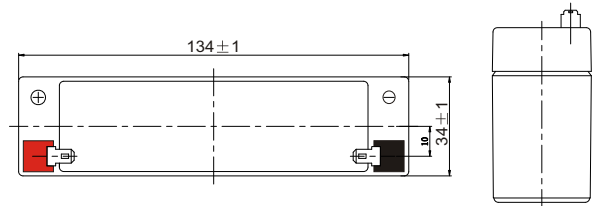

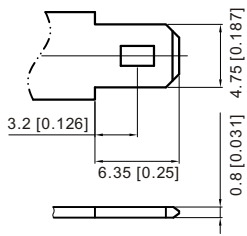
### Constant Power Discharge (Watts) at 25 °C (77°F)

F.V/Time	5min	10min	15min	20min	30min	45min	1h	2h	3h	4h	5h	6h	8h	10h	20h
1.85V/cell	11.3	8.21	6.93	5.97	4.82	3.73	3.06	1.88	1.44	1.19	1.01	0.876	0.698	0.582	0.322
1.80V/cell	14.2	9.72	7.87	6.71	5.31	4.05	3.28	1.99	1.51	1.24	1.05	0.911	0.722	0.601	0.324
1.75V/cell	16.7	10.9	8.62	7.27	5.65	4.28	3.45	2.07	1.55	1.28	1.07	0.931	0.739	0.610	0.325
1.70V/cell	18.7	12.1	9.43	7.82	5.98	4.49	3.61	2.15	1.60	1.30	1.10	0.950	0.747	0.618	0.330
1.65V/cell	20.4	12.9	9.98	8.30	6.27	4.66	3.72	2.20	1.64	1.33	1.12	0.966	0.758	0.625	0.334
1.60V/cell	21.8	13.8	10.6	8.77	6.54	4.82	3.84	2.26	1.67	1.36	1.14	0.983	0.772	0.634	0.335

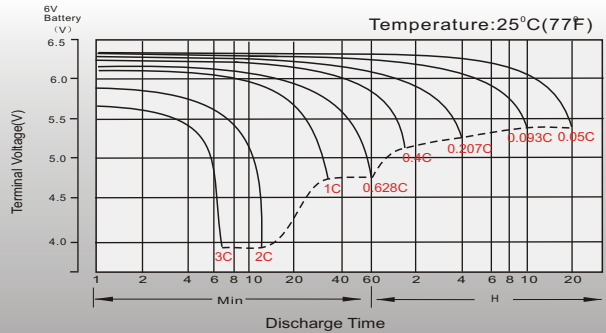
# Dimensions

## T1 Terminal

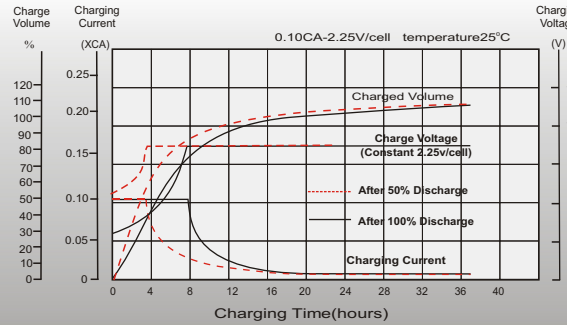
Unit: mm [inches]



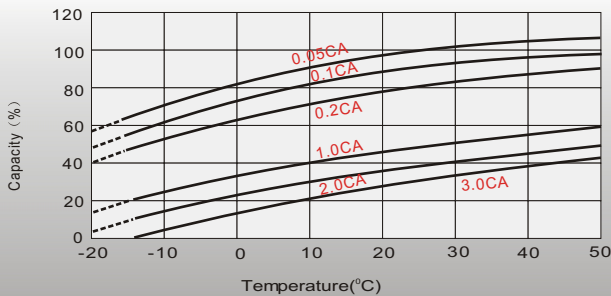
## Discharge Characteristics



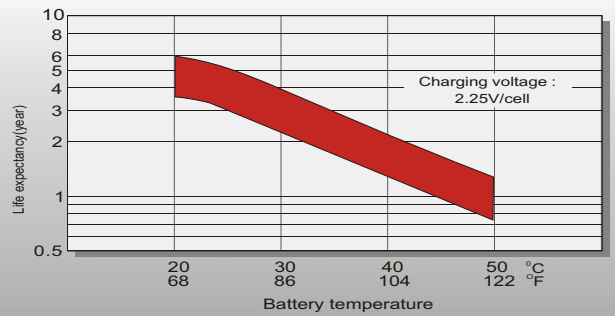
## Float Charging Characteristics



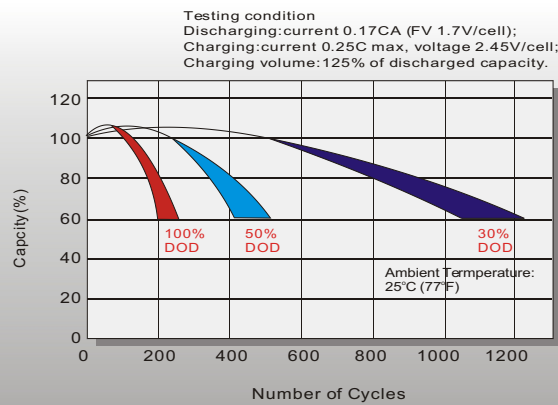
## Temperature Effects in Relation to Battery Capacity



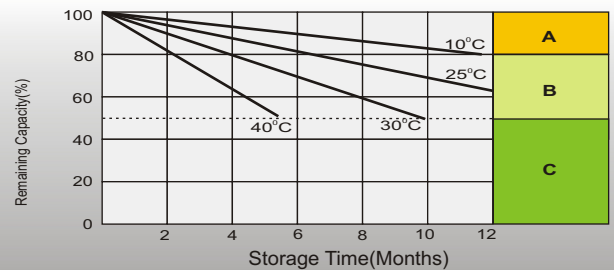
## Effect of Temperature on Long Term Float Life



## Cycle Life in Relation to Depth of Discharge



## Self Discharge Characteristics



- A** No supplementary charge required (Carry out supplementary charge before use if 100% capacity is required.)
- B** Supplementary charge required before use. Optional charging way as below:  
 1. Charged for above 3 days at limited current 0.25CA and constant voltage 2.25V/cell.  
 2. Charged for above 20 hours at limited current 0.25CA and constant voltage 2.45V/cell.  
 3. Charged for 8-10 hours at limited current 0.05CA.
- C** Supplementary charge may often fail to recover the capacity. The battery should never be left standing till this is reached.

## Sales Office

### Sweden

Celltech AB,  
 Äggelundavägen 2, 175 62 Järfälla, Sweden  
 TEL: +46 8445 7870  
 FAX: +46 8445 7878  
 E-mail: order@celltech.se  
 www.celltech.se

### Finland and Baltic countries

Celltech Oy  
 Höylätamitie 11A, 00380 Helsinki, Finland  
 TEL: +358 (0)207 999 640  
 FAX: +358 (0)207 999 641  
 E-mail: info@celltech.fi  
 www.celltech.fi

### Denmark

Celltech A/S  
 Rugmarken 9B, 3520 Farum, Denmark  
 TEL: +45 7025 2201  
 FAX: +45 7025 2202  
 E-mail: info@celltech.dk  
 www.celltech.dk