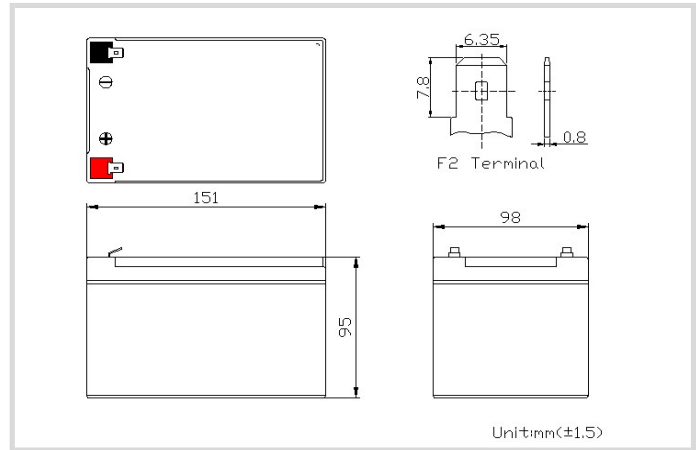


LFP12-12EV (12.8V12Ah)

Suomen Akut LiFePO₄ lithium batteries are able to provide you superior performance, durable life cycle, high safety and long lasting reliability under different situations. Suomen Akut insists on using state-of-art of high quality lithium cell and advanced BMS technology, our batteries are robustly designed for wide range applications. Suomen Akut's 12V, 24V, 48V/51.2V series lithium battery, which are popularly used in industrial, residential, commercial and military fields, such as solar/wind energy storage power system, home ESS, telecommunication site, UPS/Data Center backup power, electric vehicle, golf cart, floor machines, forklifts, robotics, marine, RV, medical equipment etc.



BATTERY SPECIFICATIONS

Nominal Voltage	12.8V
Nominal Capacity	12Ah@0.5C
Min. Capacity	11.8Ah@0.5C
Nominal Energy	153.6Wh
Internal Resistance	≤ 32mΩ
Cycle Life	2500Cycles @6A Charging/Discharging ,Until 80% Capacity
Self Discharge	≤ 2% per month at 25°C&50%SOC
Bluetooth&Heat	Bluetooth

Standard Charging &Discharge

Charging Voltage	14.0-14.4V
Charging Mode	CC-CV
Recomened Charging Current	≤ 6A
Max.Charging Current	12A Continuous charging with this current may trigger BMS temperature protection.
Recomened Discharging Current	6A
Max. Continuous Discharging Current	20A
Max.Pulse Current	50(<10S)
Discharging Cut-off Voltage	10.8

Operating Condition

Charge Temperature	0℃ to 45℃(32℉ to 113℉) @60±25% Relative Humidity
Discharge Temperature	-20℃ to 60℃(-4℉ to 140℉) @60±25% Relative Humidity
Storage Temperature	0℃ to 45℃(32℉ to 113℉) @60±25% Relative Humidity

Structure

Casing	Plastic
Dimension(L*W*H*TH)	151*98*95mm
Weight	Approx. 1.45Kgs
Terminal	F2
Water Dust Resistance	IP65

Number of batteries used in series and parallel

Maximum number of series connections	2PCS
Maximum number of parallel connections	4PCS

LFP12-12EV (12.8V12Ah)

Certifications

UL(Cell)	CE(Cell/Battery)	IEC62133(Cell)
UN38.3(Cell/Battery)	ROHS(Cell)	IEC62619(Cell)

Constant Current Discharge Data (Amperes @ 25°)

Discharge Time	1h	2h	3h	4h	5h	10h	20h
Cut off voltage (10.8V)	11.5A	6A	4A	3A	2.4A	1.2A	0.6A

Constant Power Discharge Data (Watts @ 25°)

Discharge Time	1h	2h	3h	4h	5h	10h	20h
Cut off voltage (10.8V)	143W	75W	51W	38W	31W	15.5W	7.7W

Market Application



Low-speed car



Golf cart



Light EV



Robotics



Cleaning

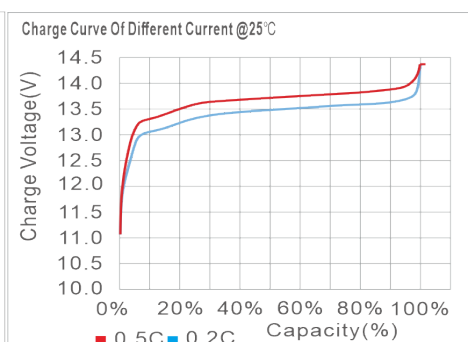
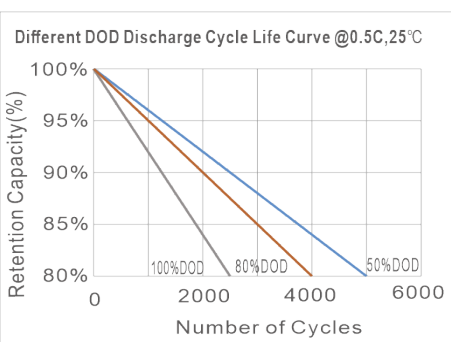
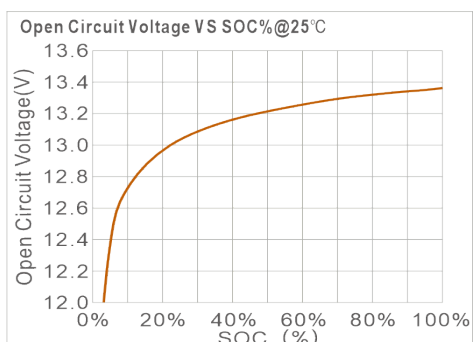
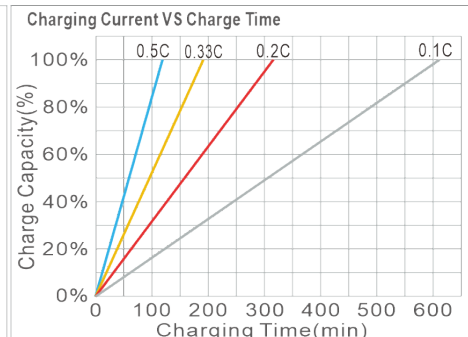
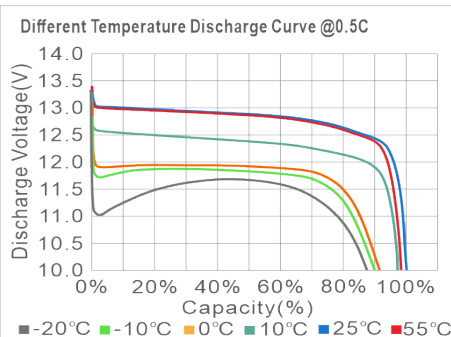
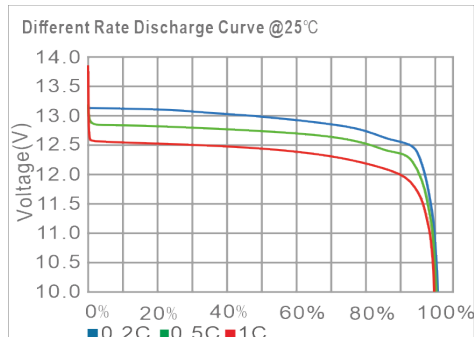


Solar & Wind



Lighting

Battery characteristic curve



Note 1: Please always refer to the latest edition of our technical manual that published on our website to ensure safe and efficient operation.

Note 2: When make parallel connection, please full discharge batteries, then recharge after parallel connected; when series connect, please keep batteries with same remain capacity.

Note 3: Parallel connection is only for longer backup time, not for larger output power.