

# SB12-134

12V 134Ah(10hr)

The rechargeable batteries are lead-lead dioxide systems. The dilute sulfuric acid electrolyte is absorbed by separators and plates and thus immobilized. Should the battery be accidentally overcharged producing hydrogen and oxygen, special one-way valves allow the gases to escape thus avoiding excessive pressure build-up. Otherwise, the battery is completely sealed and is, therefore, maintenance-free, leak proof and usable in any position.

## Battery Construction

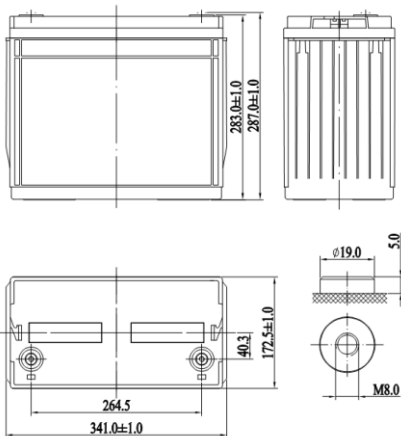
Component	Positive plate	Negative plate	Container	Cover	Safety valve	Terminal	Separator	Electrolyte
Raw material	Lead dioxide	Lead	ABS	ABS	Rubber	Copper	Fiberglass	Sulfuric acid

## General Features

- Absorbent Glass Mat (AGM) technology for efficient gas recombination of up to 99% and freedom from electrolyte maintenance or water adding.
- Not restricted for air transport-complies with IATA/ICAO Special Provision A67.
- UL-recognized component.
- Can be mounted in any orientation.
- Computer designed lead, calcium tin alloy grid for high power density.
- Long service life, float or cyclic applications.
- Maintenance-free operation.
- Low self discharge.

## Dimensions and Weight

Length(mm / inch)	341/13.4
Width(mm / inch)	173/6.81
Height(mm / inch)	283/11.1
Total Height(mm / inch)	287/11.3
Approx. Weight(Kg / lbs)	41.5/91.49



## Performance Characteristics

Nominal Voltage	12V
Number of cell	6
Design Life	10 years
Nominal Capacity 77°F(25°C)	
10 hour rate (13.40A, 10.8V)	134Ah
5 hour rate (22.82A, 10.8V)	114.1Ah
1 hour rate (80.74A, 10.5V)	80.74Ah
Internal Resistance	
Fully Charged battery 77°F(25°C)	≤ 4.0mOhms
Self-Discharge	
3% of capacity declined per month at 25 °C (average)	
Operating Temperature Range	
Discharge	-20~60°C
Charge	-10~55°C
Storage	-10~50°C
Max. Discharge Current 77°F(25°C)	1340A(5s)
Short Circuit Current	2500A
Charge Methods: Constant Voltage Charge 77°F(25 °C )	
Cycle use	2.40-2.45VPC
Maximum charging current	40.2A
Temperature compensation	-30mV/°C
Standby use	2.20-2.30VPC
Temperature compensation	-20mV/°C

## Discharge Constant Current (Amperes at 77 °F25 °C)

End Point Volts/Cell	5min	10min	15min	30min	1h	3h	5h	10h	20h
1.60V	426.6	311.3	243.1	134.6	83.64	35.09	23.49	13.94	7.38
1.65V	414.2	296.2	238.1	132.9	82.53	34.44	23.28	13.81	7.24
1.70V	402	285.8	234.4	130.9	81.74	34.14	23.13	13.67	7.11
1.75V	360.9	263.7	223.1	127.3	80.74	33.83	22.94	13.53	6.97
1.80V	325.8	240.4	205.7	123.1	79.62	33.44	22.82	13.40	6.9

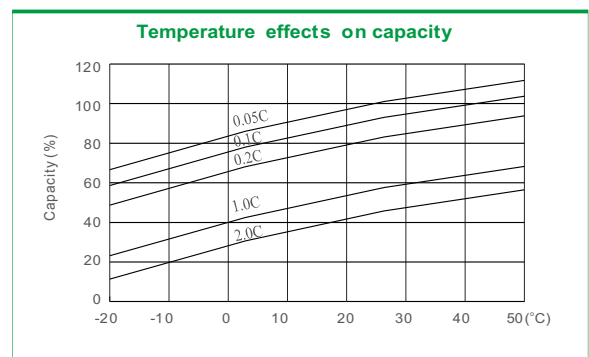
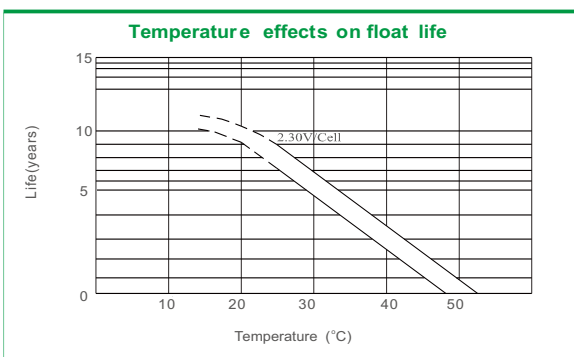
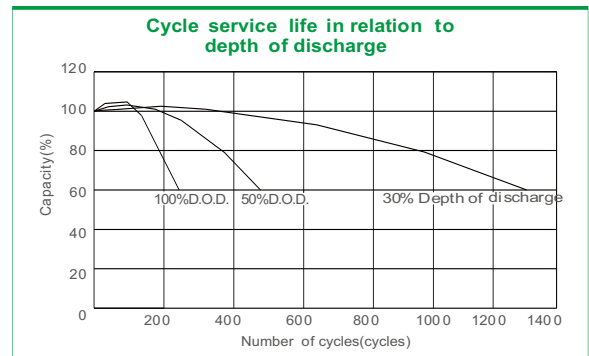
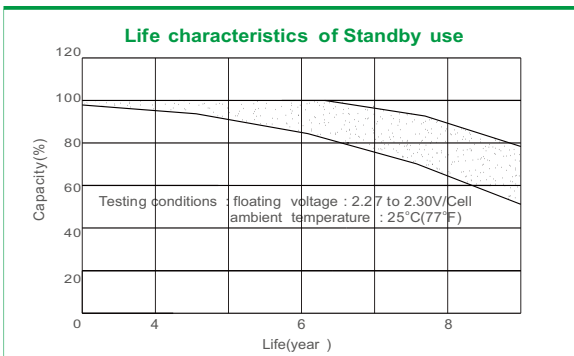
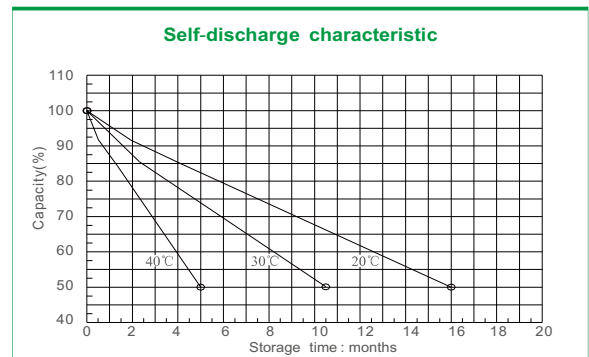
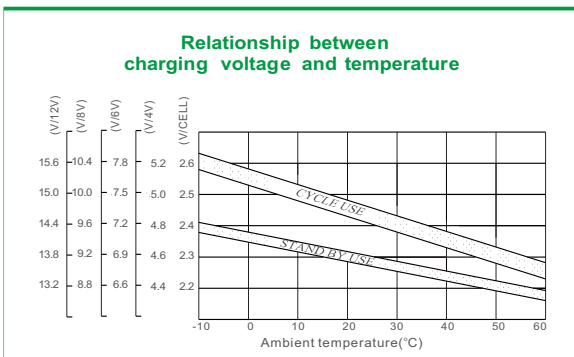
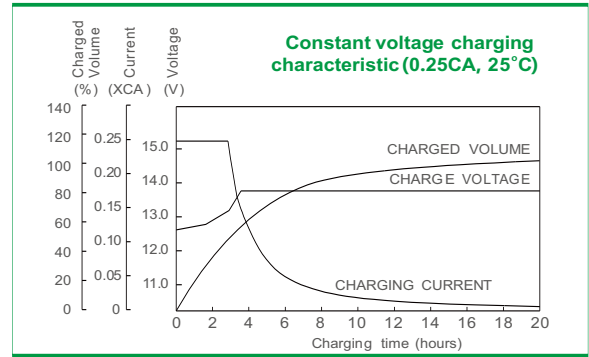
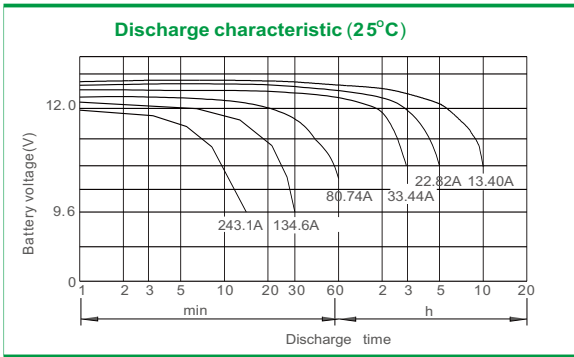
## Discharge Constant Power (Watts at 77 ° F25 ° C)

End Point Volts/Cell	5min	10min	15min	30min	1h	2h	3h	5h	10h
1.60V	735.3	552.5	445.7	256.8	161.6	100.9	68.9	46.9	27.9
1.65V	720.8	535.7	438.5	254.2	160.1	99.6	67.8	46.5	27.7
1.70V	712.7	521.5	433.5	252.0	159.1	98.9	67.5	46.2	27.4
1.75V	648.7	485.7	413.5	246.8	158.1	97.7	67.0	45.8	27.1
1.80V	590.8	447.7	382.3	241.0	156.1	96.9	66.2	45.6	26.9

(Note)The above characteristics data are average values obtained within three charge/discharge cycles not the minimum values.

# SB12-134

12V 134Ah(10hr)



**BARY POWER TECHNOLOGY CO., LTD**  
 Add: HuiHuang Industrial park, Boluo County , Huizhou Guangdong China  
 TEL: +86-755- 2946 8760  
 FAX: +86-755- 2946 8760






ISO9001:2000

[www.barypowerbattery.com](http://www.barypowerbattery.com)